

WORLD MARKET®

Assembly Instructions

9ft Umbrella Canopy

Umbrella Canopy Bold Geometrics

SKU 643601

Umbrella Frame Tilting Pole (Sold Separately)




SKU 628661, 629662, 629663



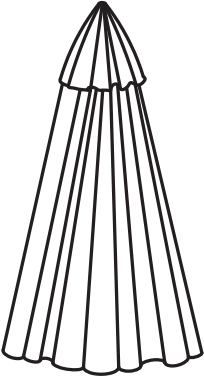
Thank you for your purchase. If you have any questions pertaining to the assembly of this furniture piece, please contact the nearest World Market store. If you are not near a store, please call our customer service call center toll free at 877-967-5362 for assistance.

ALL PRODUCTS SOLD AT WORLD MARKET ARE NOT
FOR COMMERCIAL USE AND ARE INTENDED FOR
RESIDENTIAL USE ONLY.

Component List (Frame and pole sold separately to use with the Canopy)

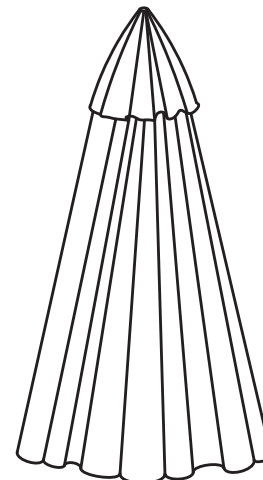
LABEL	PICTURE	DESCRIPTION	QTY.
A		Finial	1
B		Umbrella Frame	1
C		Lower Pole	1

Component List

LABEL	PICTURE	DESCRIPTION	QTY.
D		Umbrella Canopy	1

Assembly Preparation

Before Beginning:



Unpack all hardware bags and components to ensure you have all parts. Take note of bolt hardware size differences and components that may have directional labels (Example: TOP or FRONT).



Depending on your furniture product, foam, packing dust, or residual film or finish may be present on the components. This is normal and can be wiped clean using a non-colored, lint-free dry cloth.



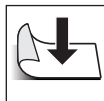
Read the assembly instructions, cover-to-cover. Save any **Care and Maintenance** instructions pages for after the assembly has been completed.



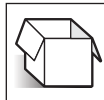
It is always recommended to have 2 adults on hand for assembly.



Do not assemble on hard, abrasive flooring or carpeted surfaces that can damage or get caught in the components during assembly.



Assemble on a clean non-marring surface (such as the product's packing foam).



Do not discard any packaging until the product has been fully assembled.



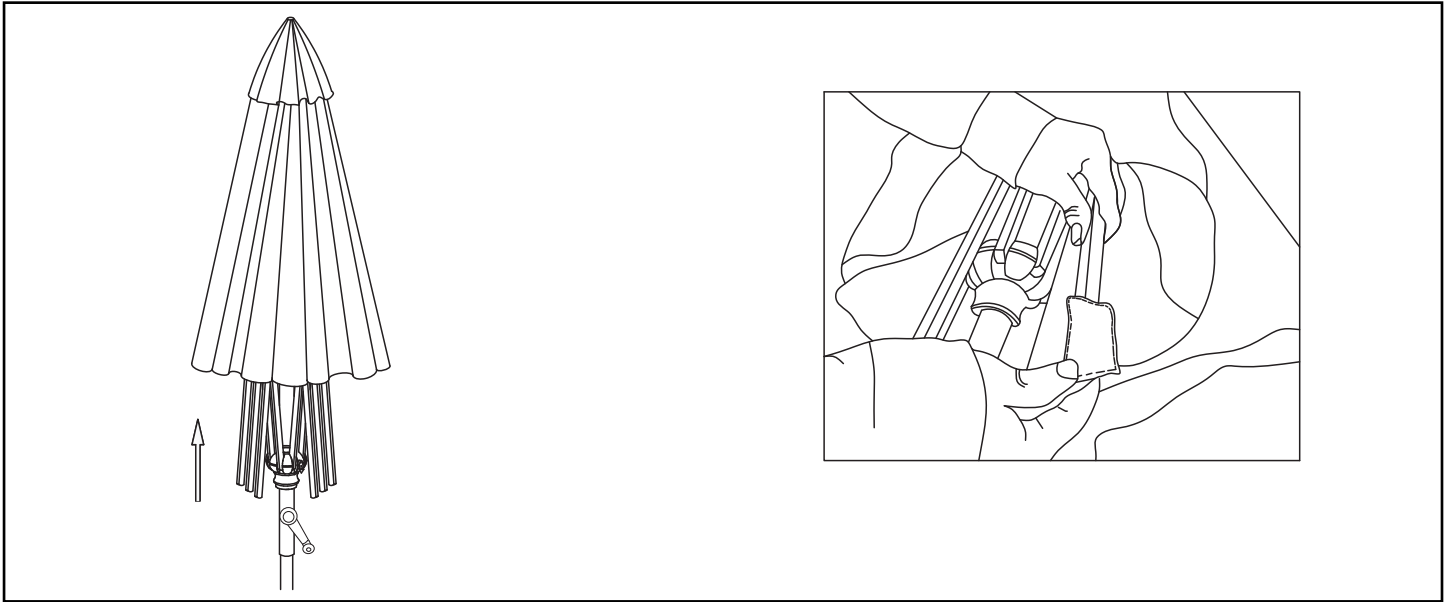
In case of missing parts, please contact your nearest World Market store or call our customer service call center at 1-877-967-5362.



WARNING: Small parts are a choking hazard. Adult supervision is required before, during, and after assembly.

Assembly Steps

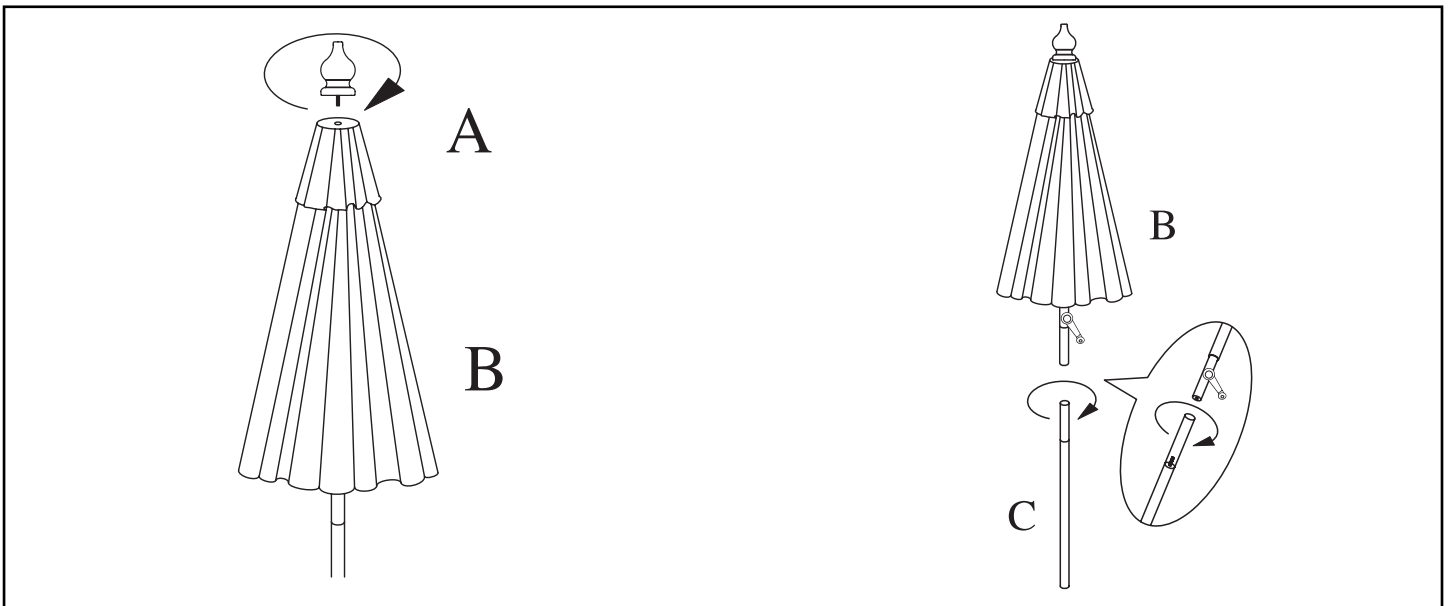
Step 1



Step 1.1: Position the Umbrella Frame (B; sold separately) inside the Canopy (D).

Step 1.2: Insert each rib end of the Umbrella Frame (B; sold separately) into the Canopy (D) fabric pockets.

Step 2

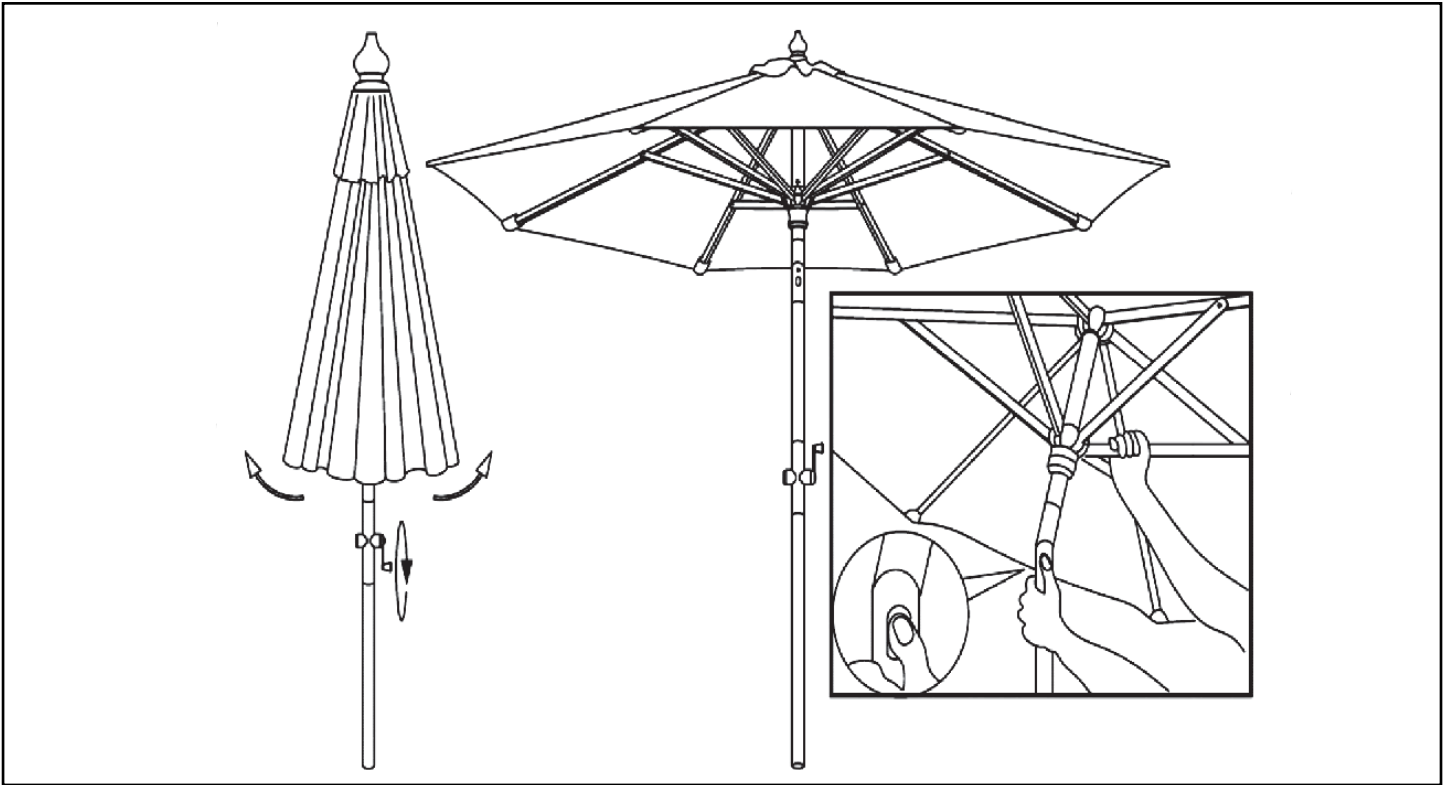


Step 2.1: Insert Finial (A; sold separately) to the top of the Umbrella Assembly and turn clockwise to tighten until snug. **DO NOT OVER TIGHTEN.**

Step 2.2: Position the Lower Pole (C; sold separately) into the connecting end of the Umbrella Frame (B; sold separately) as shown. Turn the Lower Pole (C; sold separately) clockwise until the threads are fully secured, **DO NOT OVER TIGHTEN.**

Assembly Steps

Step 3



Note: Umbrella Frame Assemblies are meant to be used with with appropriate Umbrella Stands (sold separately). They can also be placed through an umbrella hole in the middle of a dining table or side table. Ensure the Umbrella Frame Assembly is firmly secure in an appropriate set up. Slowly turn the crank as shown to allow the canopy to unfold and stretch. NOTE: Do not force open, If much resistance is felt, ensure you have the correct canopy size for the umbrella frame. After stretching, continue to turn the crank and open the Umbrella to the desired position. Assembly is complete and the product is ready for use. To tilt, press the button as shown above and slowly tilt until you hear and feel a click, then release the button.

Outdoor Umbrella Warnings



All products sold at World Market are not for commercial use and are intended for residential use only.



IMPORTANT: ALWAYS close and store umbrella poles/canopies and use appropriate umbrella covers during windy conditions, cold or inclement weather or extended periods of non-use to preserve the beauty of the product.



ALWAYS allow a canopy to dry completely after it gets wet. If a canopy is left wet or damp in the lower/stored position—mold, mildew and shrinkage can occur. Fully open the canopy to allow it to air dry. This will help maintain its shape and avoid shrinkage or mold, especially for 100% cotton canopies.



WARNING: Small parts are a choking hazard. Adult supervision is required before, during and after assembly.

Outdoor Umbrella Care & Maintenance



DO NOT put hot items (such as fire pits or space heaters) near or directly under the canopies or near the umbrella pole.



DO NOT attempt to clean the umbrella pole or canopies with harsh cleansers or polish.



DO NOT place umbrella pole or canopies near outdoor exhaust vents.

Canopy-Specific Care & Maintenance



Remove dirt or stains immediately by spot cleaning with mild soap and warm water. For stubborn stains, mild detergent or spot remover products may be used. Test in an inconspicuous place first to ensure color fastness. **DO NOT bleach. Allow the canopy to dry in the open position and make sure it is fully dry before storing.**



Canopies that are made from 100% cotton may be difficult to extend to full position on first use. Attach canopy to frame in the closed position and then fully open the canopy and allow it to stretch for several hours. Canopy will extend to full position after sufficient stretching has taken place.



Canopies are designed to fit our 9 ft. umbrella pole frames (sold separately). When assembling canopy to pole, make sure the umbrella pole frame is in the upright position and not in the tilt position. **DO NOT** attempt to assemble umbrella in windy, rainy or inclement conditions.



ALWAYS use a proper weighted umbrella stand to secure the umbrella pole and canopy. During windy or inclement conditions, **ALWAYS** close and store the umbrella and canopy to avoid tipping issues.

NOTE: 100% cotton canopies may fade over time. To ensure lasting color fastness, **ALWAYS** cover cotton canopies when not in use.

For Wood Umbrella Pole Frames

CAUTION: As with any wood, the color may fade when left in direct sunlight or inclement weather. Minor cracking may occur with age. These are naturally occurring features of wood and do not affect product performance. **DO NOT** use wood umbrella poles in chlorinated pools as wood swelling or cracking may occur.

We recommend using our Outdoor Wood Furniture Finish (sold separately) to help preserve and protect the wood and finish. Scan the QR code to the right for more information. →



WORLD MARKET LIMITED ONE-YEAR WARRANTY – Outdoor Furniture

For your customer satisfaction, this product carries a LIMITED ONE-YEAR WARRANTY from the date of delivery. This limited warranty only applies to World Market brand furniture, and not to other furniture brands sold on World Market's website.

Where applicable, the limited warranty provides coverage for:

1. **Manufacturing, Material and Workmanship Defects:** Includes defects related to core frame/structure substrates (wood, metal and stone/tile); complete breakage of hardwood; cracking, splitting or lifting of wood veneer or laminated top surfaces caused by process failure; broken welds or improperly coated metal frame components (powder coating or painted); outdoor fabric, nautical rope and woven Textilene® defects including tears, misprints, fraying, crease marks, skip stitches or open seams; synthetic resin wicker breakage or unraveling; and other component failures that are a direct result of manufacturing or workmanship defects.
2. **Cushions:** Loss of resiliency from a material breakdown of foam or fiber filling, which should not be confused with softening or settling during normal use.
3. **Outdoor Furniture Components (Hardware & Mechanisms):** Includes defects to pre-installed components or hardware provided to the customer for assembly such as metal bases, swivel plate mechanisms; for umbrellas, canopy crank mechanism, spring loaded pole pins (for adjusting height); and other components such as bent or stripped threaded leg posts and adjustable levelers. Coverage also includes protection against rust and corrosion on hardware. For missing, damaged, corroded, or misplaced hardware components such as bolts or washers, please contact Customer Service at: 877-967-5362.

This LIMITED ONE-YEAR WARRANTY does NOT cover:

1. Damage due to mishandling during transportation from store or transportation without original protective packaging.
2. Abuse, negligence (product misuse), improper storage, stacking or wear and tear that may result in or from:
 - a. **Wood & Veneer:** Mishandling, prolonged exposure to moisture, peeling or discoloration caused by exposure to moisture or excessive sunlight, heat; splintered, dented or nicked panels, legs or component edges or paint/finish blemishes; or treatment with corrosive chemicals (dyes, inks, paints or harsh cleaning products). **NOTE: As with any outdoor rated wood, the color may fade if left in direct sunlight of inclement weather. Minor cracking may occur with age. These are naturally occurring features of wood and do not affect product performance.**
 - b. **Fabric (Including Sunbrella® Fabrics), Rope, Textilene®, All-Weather Wicker:** cuts, punctures, tears, burns, pet damage, or treatment with corrosive chemicals (dyes, inks, paints or harsh cleaning products), exposure to fire, high heat, water, or prolonged exposure to direct sunlight that may cause splitting, peeling, fraying or discoloration with time.
 - c. **Foam (Cushions):** Flattening, relaxing or settling/softening of foam components that comes with normal use.
 - d. **Hardware Components:** improper installation or misuse/substitution of hardware components not defined in the Assembly Instructions for the product (if applicable)
3. Damage due to prolonged environmental/inclement weather exposure such as direct sunlight, extreme heat, water or extreme humidity, strong winds, any bright light source (natural or artificial), chlorine or saltwater pools, or any environment that the product is not intended for. We HIGHLY recommend storing furniture, umbrellas and cushions with outdoor rated furniture covers and out of direct exposure during the winter or inclement weather events.
4. This warranty is applicable for outdoor furniture products purchased for residential use only.

For additional information on returns, please visit: <https://www.worldmarket.com/customer-service/return-policy.html>

All products sold at World Market are NOT FOR COMMERCIAL USE and are intended for residential use only. Products purchased for commercial use will VOID all warranty provisions as listed above.

Any claims under this LIMITED ONE-YEAR WARRANTY are valid and applicable only as to the original purchaser and must be accompanied by proof of purchase. Warranty claims should be submitted to a World Market store or through World Market Customer Service Call Center, Toll Free at 877-967-5362.

For valid warranty claims, World Market will repair or replace the product, or offer a full or partial credit, in the sole discretion of World Market. This LIMITED ONE-YEAR WARRANTY gives you specific legal rights and you may also have other rights which vary from state to state.

(OUTDOOR FURNITURE 1LW_v1.5_041224)