


WORLD MARKET®

Assembly Instructions

DAISY GLASS WHITE ACCENT LAMP

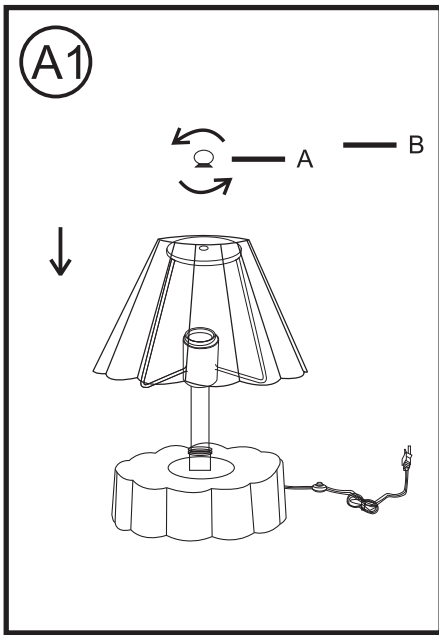
SKU-644559



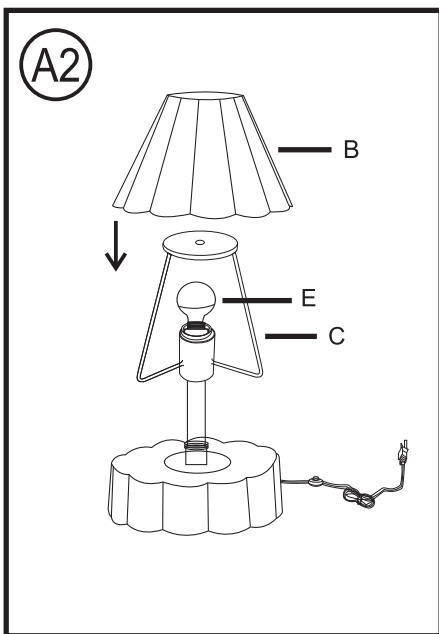
Thank you for your purchase. If you have any questions pertaining to the assembly of this lighting piece, please contact the nearest World Market store. If you are not near a store, please call our customer service call center toll free at 877-967-5362 for assistance.

ALL PRODUCTS SOLD AT WORLD MARKET ARE NOT
FOR COMMERCIAL USE AND ARE INTENDED FOR
RESIDENTIAL USE ONLY.

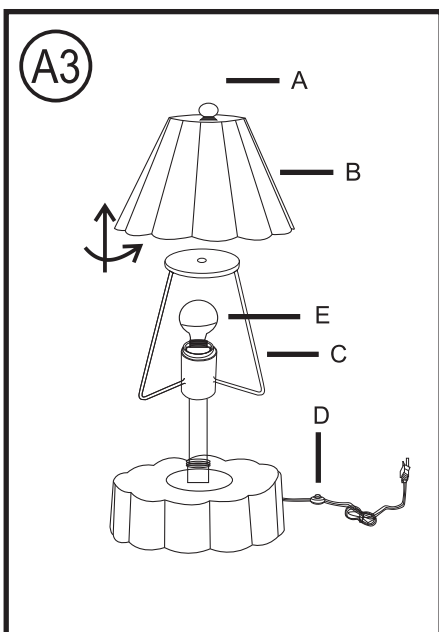
Assembly Steps




Unscrew the finial (A) from the glass top (B)



Remove the glass top (B) Insert the specific light bulb (E) into the socket (C)



1. Place the glass top (B) Over the ring and secure the glass top (B) By turning the finial (A) Over the glass Top (B).
2. Use switch (D) For On/Off.
Do not exceed the specified wattage.



(Assembly Completed)

Care & Maintenance



DO NOT clean Table Lamp with harsh cleansers or polish.



DO NOT place Table Lamp outside. For **INDOOR USE ONLY**.



Lamp Base can be dusted using a clean, non-colored, lint-free dry cloth.

NOTE: This product is a handcrafted item and natural/subtle variations may be present in the finish or craftsmanship. These aesthetic variations do not impact the use of the product.