
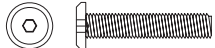


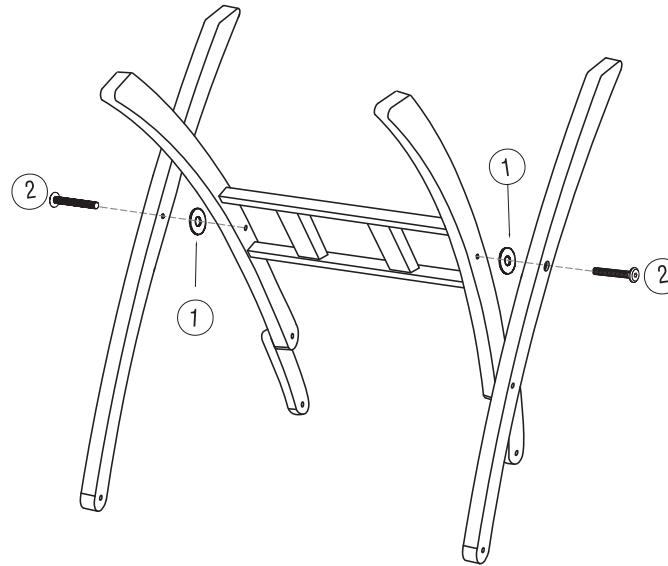


LIST OF HARDWARE

NO.	HARDWARE	QTY.
1	Plastic Washer 	6 Pcs
2	BOLT 8 * 35 mm 	6 Pcs
3	Allen Key M4 	1 Pc
4	Portable Drill Bit 	1 Pc

ASSEMBLY INSTRUCTIONS FOR # 30" BISTRO TABLE

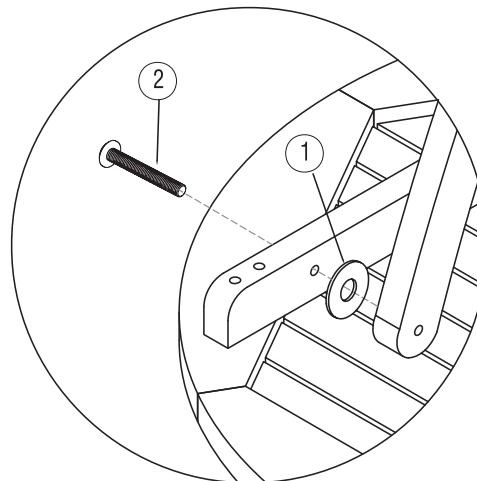
STEP 1



STOP! PLEASE READ FIRST:

Thank you for purchasing this item from Outdoor Interiors. Please verify all the hardware and components are included as you unpack the carton. Place the items in a safe area to avoid loss and damaging contents. Use a soft area or the empty box to assemble the item.

ASSEMBLY TIPS: Assemble per the following pictured instructions. Never over-tighten any screws or bolts. Please visit our website if you have any questions: www.outdoorinteriors.com. Please review the "PLEASE OIL ME" card for how to care & maintain your new furniture.



STEP 2

