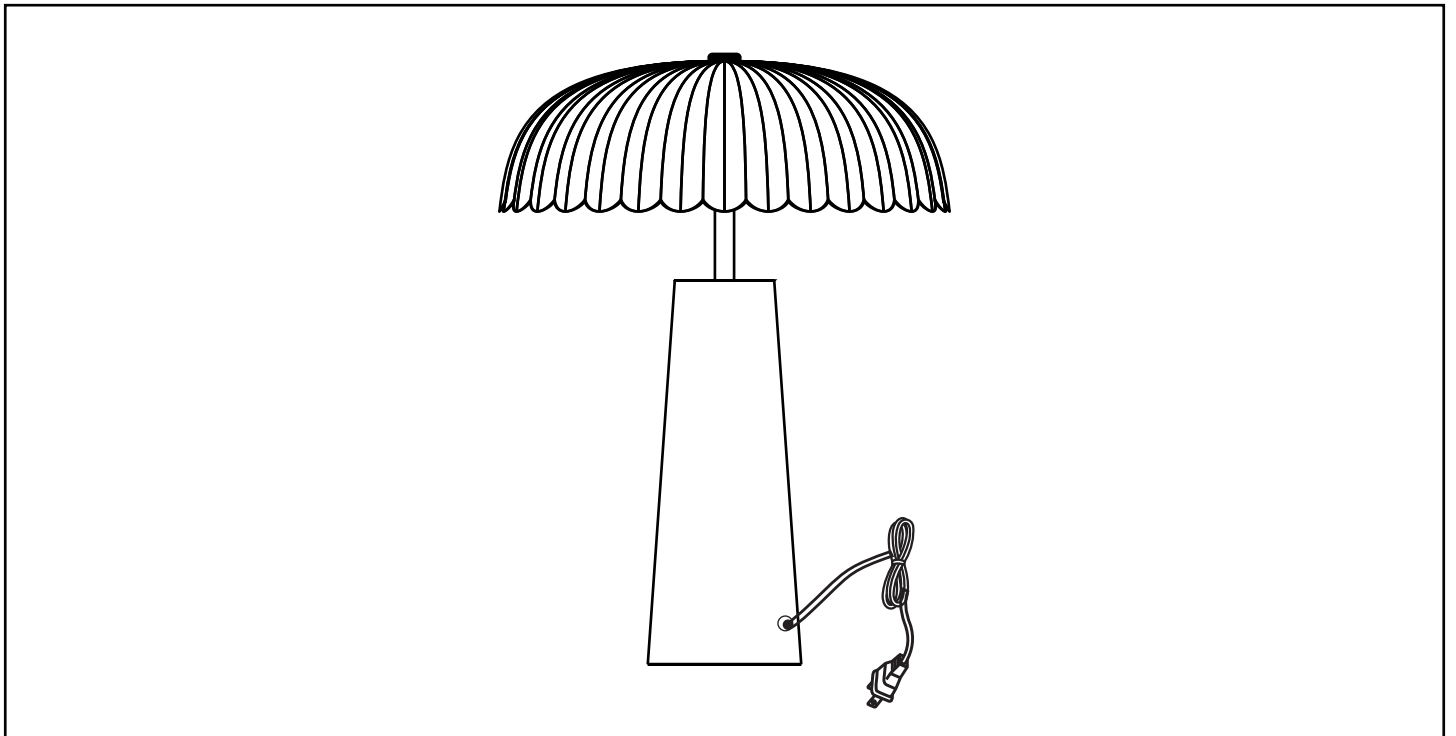


WORLD MARKET®

Assembly Instructions


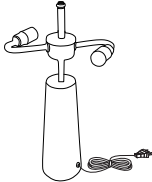
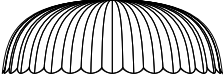
BLUE CLOUD METAL TABLE LAMP SKU-644506



Thank you for your purchase. If you have any questions pertaining to the assembly of this lighting piece, please contact the nearest World Market store. If you are not near a store, please call our customer service call center toll free at 877-967-5362 for assistance.

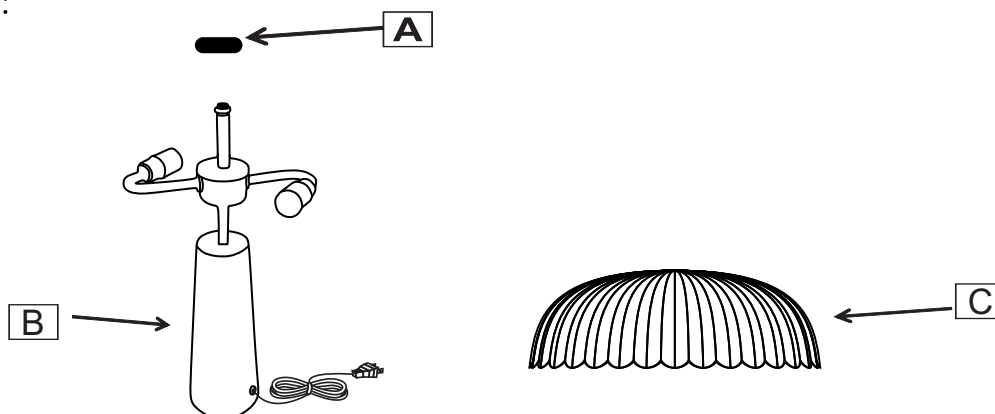
ALL PRODUCTS SOLD AT WORLD MARKET ARE NOT
FOR COMMERCIAL USE AND ARE INTENDED FOR
RESIDENTIAL USE ONLY.

Component List

LABEL	FIGURE	DESCRIPTION	QTY
A		FINIAL	1
B		LAMP BASE	1
C		LAMP SHADE	1

Assembly Preparation

Before Beginning:



Unpack all hardware bags and components to ensure you have all parts. Take note of bolt hardware size differences and components that may have directional labels (Example: TOP or FRONT).



Read the assembly instructions, cover-to-cover. Save any **Care and Maintenance** instructions pager for after the assembly has been completed.



Do not assemble on hard, abrasive flooring or carpeted surfaces that can damage or get caught in the components during assembly.



Assemble on a clean non-marring surface (such as the product's packing foam).



Do not discard any packaging until the product has been fully assembled.



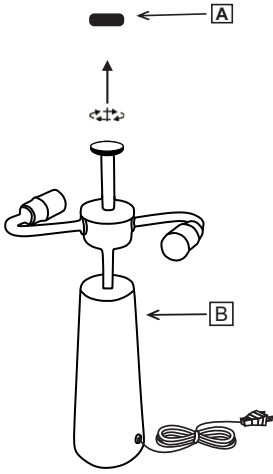
In case of missing parts, please contact your nearest World Market store or call our customer service call center at 1-877-967-5362.



WARNING: Small parts are a choking hazard. Adult supervision is required before, during, and after assembly.

Assembly Steps

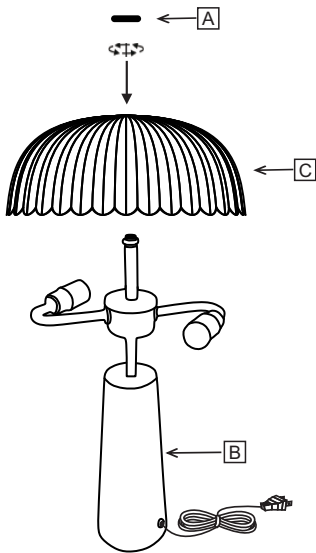
STEP-1



Step 1

Remove the Finial (A) from the top of the table lamp base (B) by unscrewing it counter clockwise.

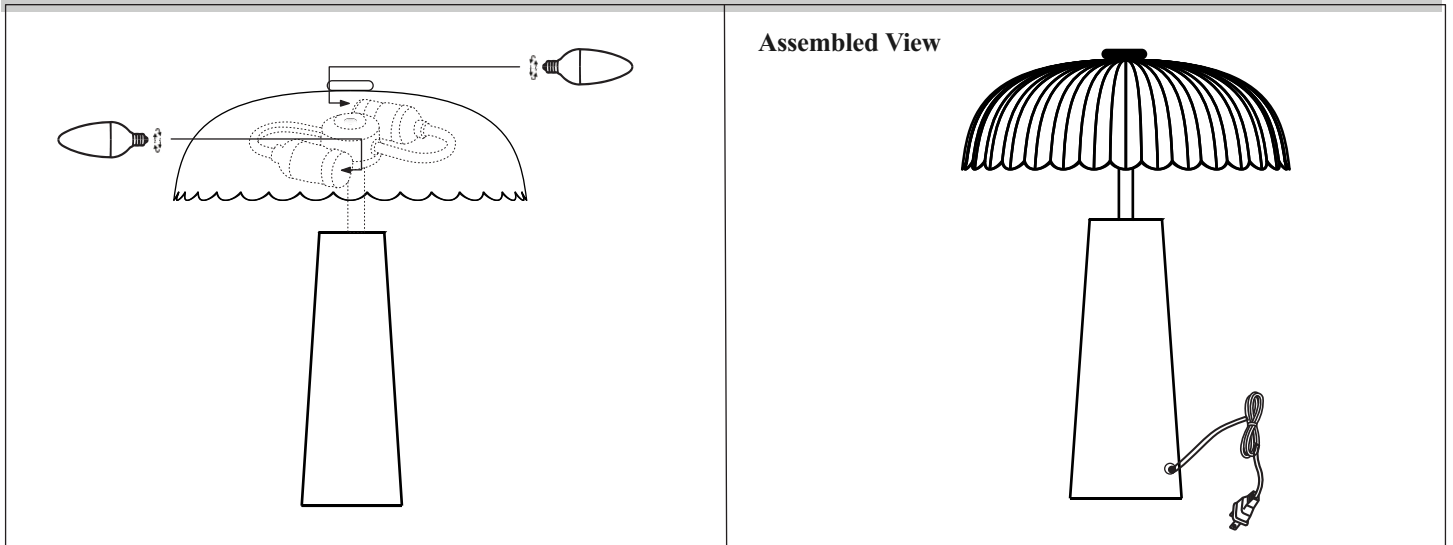
STEP-2



Step 2




Place Lamp Shade (C) on the washer on table lamp base (B). Secure by re-installing the Finial (A) back into place and rotating clockwise. DO NOT OVER TIGHTEN.

LED Installation



Insert Bulb (not included) into the socket and rotate it in clockwise to secure. check for proper lighting operation. Assembly is now complete and the product is ready for use.

Warnings

-  All products sold at World Market are not for commercial use and are intended for residential use only.
-  To prevent the risk of fire, **DO NOT** use light bulbs with wattage greater than 2x25 Watt and 5 watt LED. Use Type B Bulb for this product. Bulbs sold separately.
-  Never turn on power to the lamp until LED has been installed and assembly is completed.

Care & Maintenance



DO NOT clean furniture with harsh cleansers or polish.



DO NOT place fixture outside. For **INDOOR USE ONLY**.



Fixture can be dusted using a clean, non-colored, lint-free dry cloth.

NOTE: "This product is a handcrafted item and natural/subtle variations may be present in the finish or craftsmanship. These aesthetic variations do not impact the use of the product."